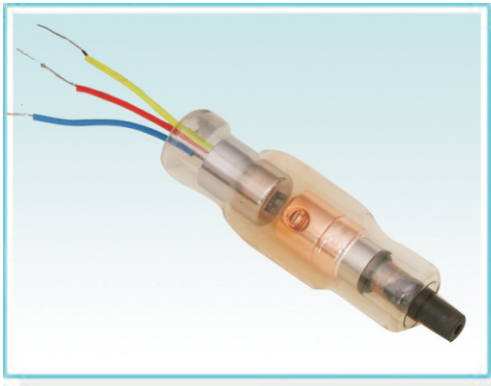


诊断用固定阳极X射线管 | 执行标准 Standard : YZB/浙 0326 浙食药监械(准)字200第2310012号
管子型号TUBE TYPE | XD6-1.1、3.5/100

主要用途

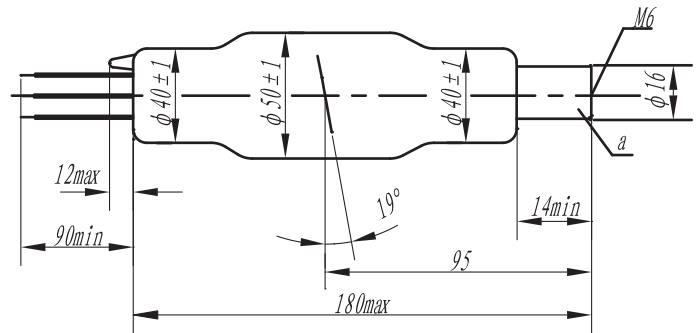
APPLICATION



主要供医学诊断X射线机配套使用
It is designed for main applications used in x-ray equipment for medical diagnosis

外形与接线图

OUTLINE & WIRING DRAWING



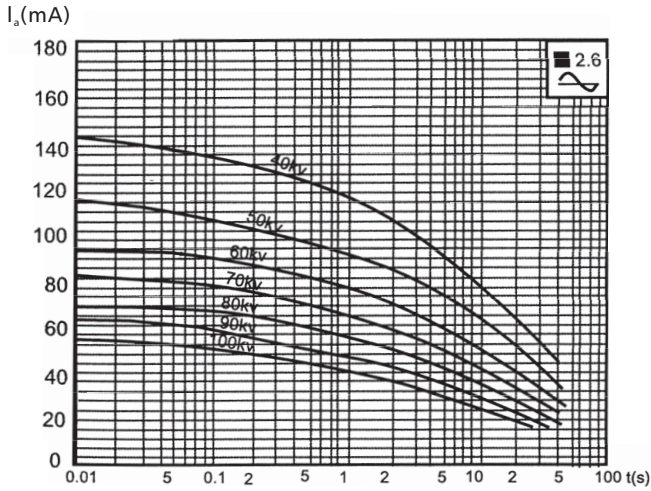
- a 阳极 anode
- S 小焦点(红) small focal spot(red)
- C 公用线(黄) common(yellow)
- L 大焦点(蓝) large focal spot(blue)

技术参数

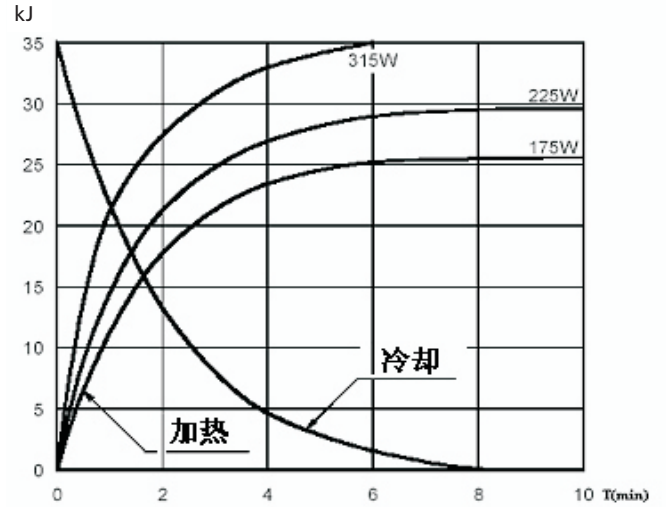
TECHNICAL DATA

| 标称X射线管电压 nominal X-ray tube voltage (kV) | 靶 target | | 灯丝特性 filament characteristic | 焦点标称值 nominal focal spot value |
|--|----------------|---------------------------------------|--|-----------------------------------|
| | 靶材 material | 靶面角 angle(°) | | |
| 100 | W | 19 | (小焦点) $I_f=4.5A$ 时, $U_f=3.7V\pm 0.6V$ (大焦点) $I_f=4.5A$ 时, $U_f=7V\pm 0.8V$ | 1.0/2.6 |
| 阳极标称输入功率 nominal anode input power (kW) (1s) | | 固有滤过 inherent filtration (mmAl) | | 质量 weight (kg) |
| 1.1/3.5 | | ≤ 1.0 | | ≤ 0.65 |

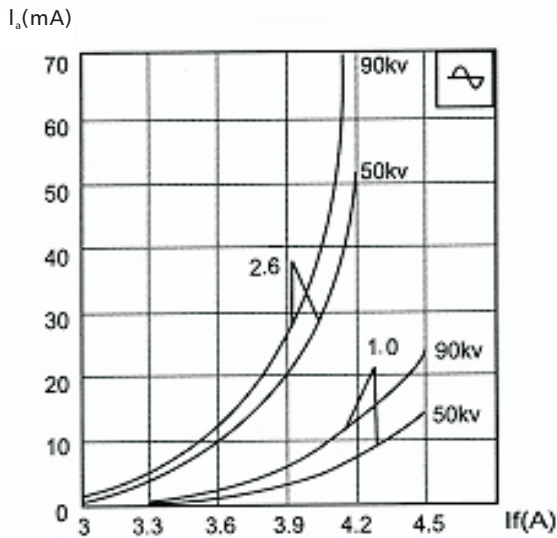
负载特性曲线 RATING CHARACTERISTICS



阳极加热冷却特性 ANODE HEATING & COOLING CHARACTERISTICS



阴极发射特性曲线 CATHODE EMISSION CHARACTERISTIC



灯丝特性曲线 FILAMENT CHARACTERISTIC

