


诊断用固定阳极X射线管 | 执行标准 Standard : YZB/浙 0326 浙食药监械(准)字200第2310012号
管子型号TUBE TYPE | X782

主要用途

APPLICATION

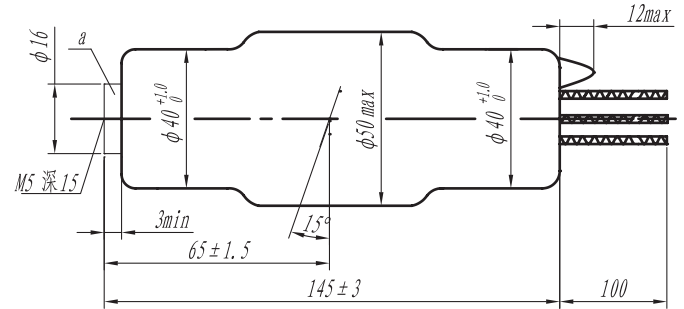


主要供医学诊断X射线机配套使用

It is designed for main applications used in x-ray equipment for medical diagnosis

外形与接线图

OUTLINE & WIRING DRAWING



a 阳极 anode

S 小焦点(红) small focal spot(red)

C 公用线(黄) common(yellow)

L 大焦点(蓝) large focal spot(blue)

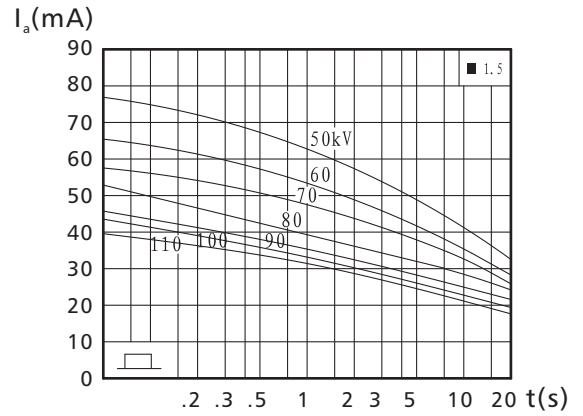
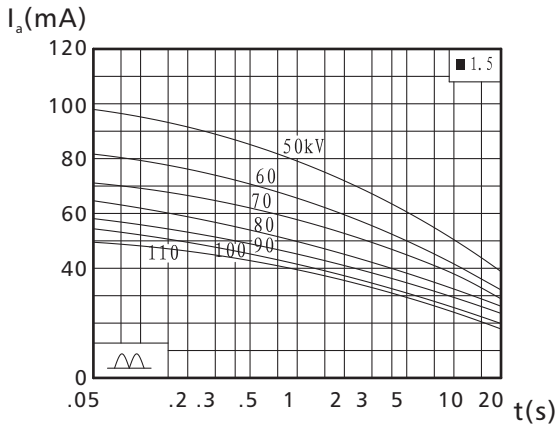
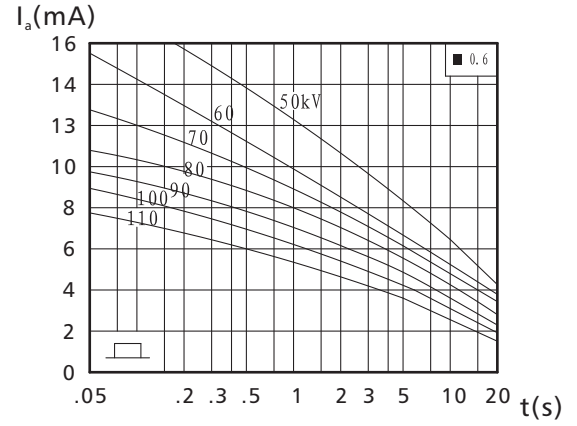
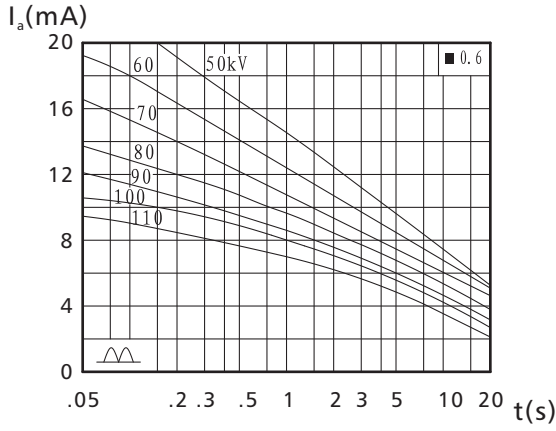
技术参数

TECHNICAL DATA

标称X射线管电压 nominal X-ray tube voltage (kV)	靶 target		灯丝特性 filament characteristic	焦点标称值 nominal focal spot value
	靶材 material	靶面角 angle(°)		
110	W	15	(小焦点) $I_f=4.5A$ 时, $U_f=5V\pm 0.5V$ (大焦点) $I_f=4.5A$ 时, $U_f=6.3V\pm 0.8V$	0.6/1.5
阳极标称输入功率 nominal anode input power (kW) (1s)		固有滤过 inherent filtration (mmAl)		质量 weight (kg)
0.58/3.2		1.0		≤0.5

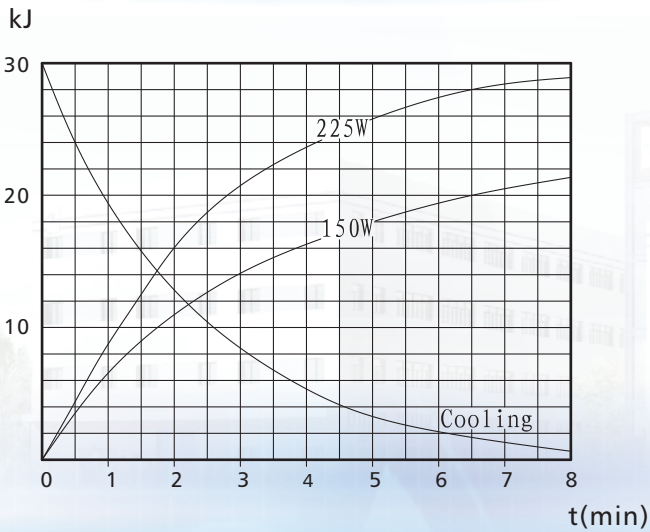
负载特性曲线

RATING CHARACTERISTICS



阳极加热冷却特性曲线

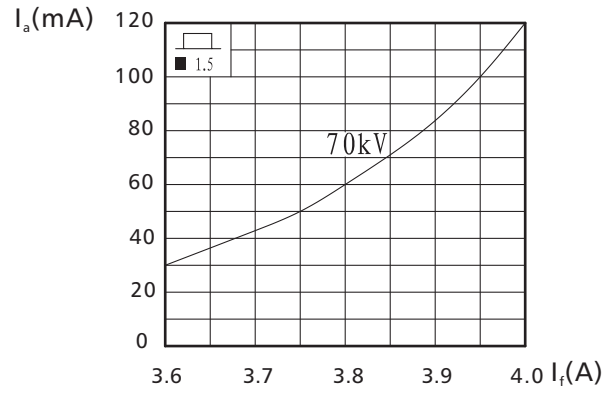
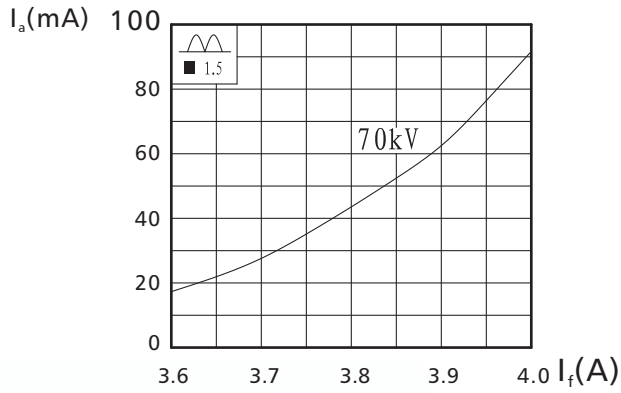
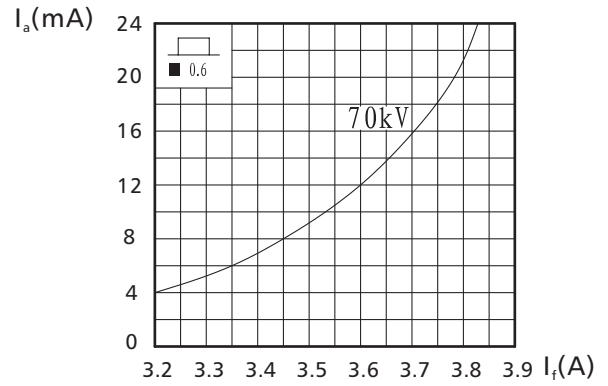
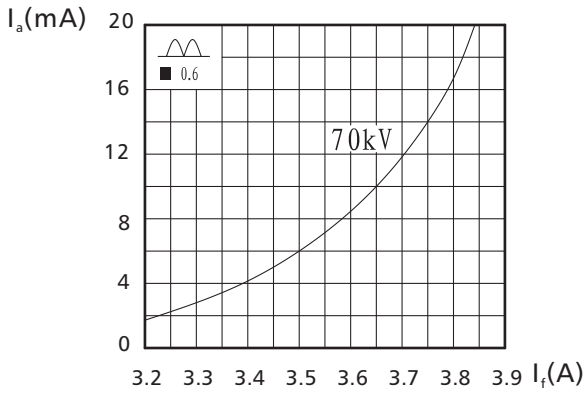
ANODE HEATING & COOLING CHARACTERISTICS



诊断用固定阳极X射线管 | 执行标准：Standard YZB/浙 0326 浙食药监械(准)字200第2310012号
管子型号TUBE TYPE | X782

阴极发射特性曲线

CATHODE EMISSION CHARACTERISTIC



灯丝特性曲线

FILAMENT CHARACTERISTIC

